MIDTHERM CPS



Stainless Steel Single Wall Flue System

NQA ISO 9002 REGISTERED COMPANY
NATIONAL ACCREDITATION OF CERTIFICATION BODIES
BS EN ISO 9002 - Certificate No.5458

MIDTHERM Flue Systems Limited.

CPS Description

PRODUCT DESCRIPTION

Midtherm CPS Single Wall Flue is produced from Stainless Steel 316 material of 0.5mm thickness. CPS is a fully welded product and can be used with or without joint seals. The standard product is available in diameters from 100mm up to 500mm. Details and prices for larger diameters and non standard systems are available on request. CPS is also available in 1mm thick 316 stainless steel in diameters 250mm and above, if required.



APPLICATIONS

Midtherm CPS System is suitable for use on a wide range of heating, process and ventilation applications, including use on condensing boilers..

This fully welded system is capable of transmitting flue gasses, fumes and process exhausts at pressures up to 1000Pa. It is light weight, economical and easy to install . CPS is available with an internal silicon gasket as illustrated above, or can be installed with silicon sealant, (please see appropriate work instruction).

MIDTHERM
Flue Systems Limited.

CPS Installation Instructions

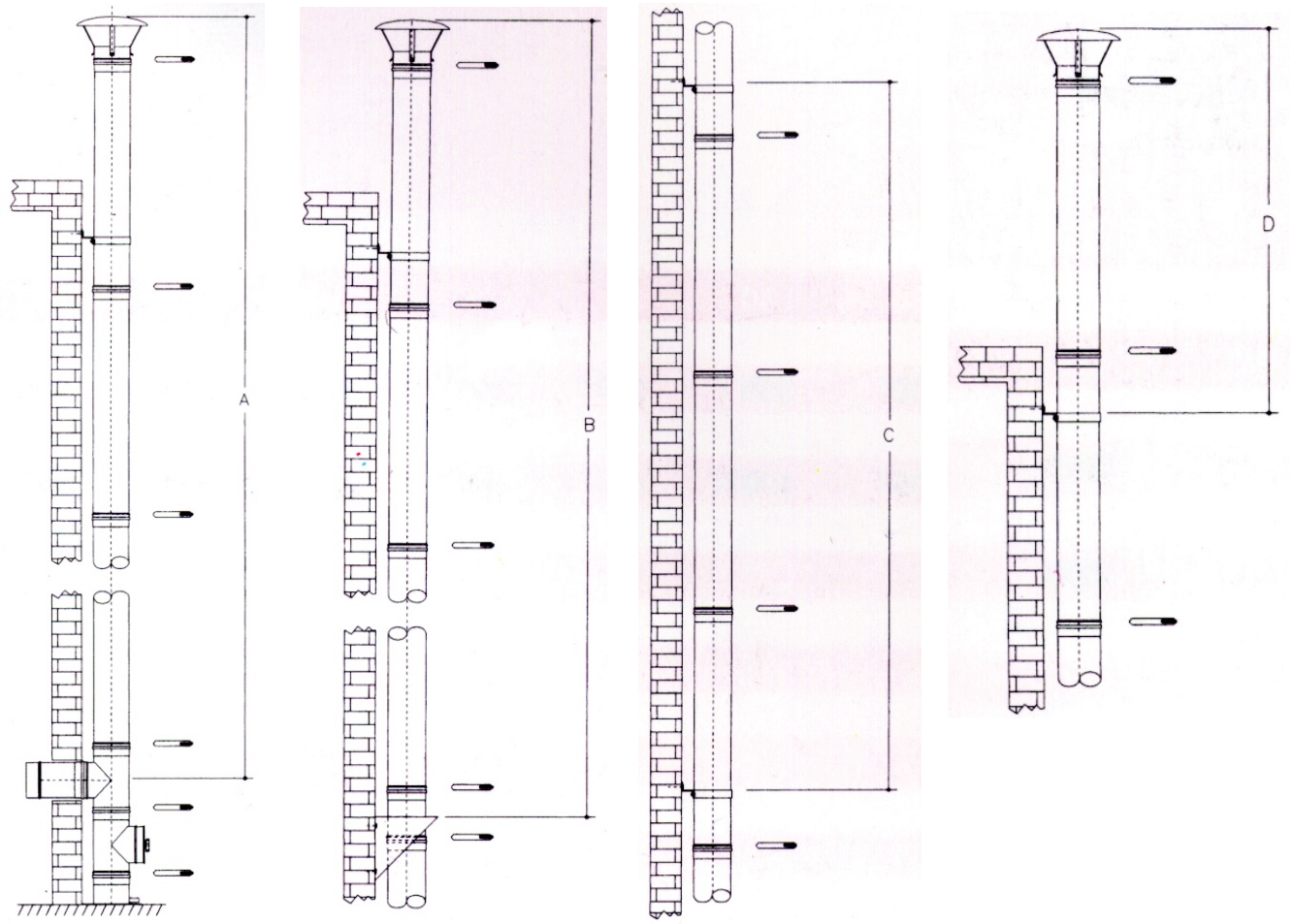

INSTALLATION DISTANCES (m)

	A	B	C	D
Dia. < 200mm	15	12	2	1.5
Dia. > 200mm	13	10	2	1.5

INSTALLATION NOTES

These notes are intended as a guide for the installation of single wall flues in industrial and commercial buildings. We must stress that care should be taken in the installation of single wall flues. Extra care is needed in view of the application, and the possibility of high flue stack temperatures. If in doubt, please contact our technical department.

1. A minimum of 50mm clearance must be maintained from combustible materials, and where flues pass through floors.

2. No joints should be made in walls or floors.

3. Fire stop spacers should be used where flues pass through floors. Single to twin wall adaptors are available and can be used to provide additional protection, or to convert to twin wall flue for external use.

4. Please refer to the recommended installation distances detailed above.

5. Gas council approved cowls must be used on all gas installations to comply with C.O.R.G.I. Requirements.

6. Systems should be installed to comply with local building regulations, and in accordance with applicable standards.

MIDTHERM
Flue Systems Limited.

CPS Dimensions

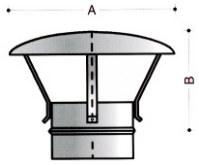

STANDARD COWL

Diameter	80	100	130	150	180	200	250	300
A	**200**	**200**	**250**	**300**	**400**	**400**	**500**	**500**
B	**130**	**130**	**150**	**170**	**200**	**200**	**270**	**270**

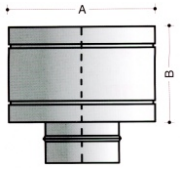

SWEDISH COWL

Diameter	80	100	130	150	180	200	250	300
A	**160**	**200**	**250**	**300**	**350**	**400**	**500**	**580**
B	**165**	**165**	**200**	**250**	**250**	**330**	**330**	**330**

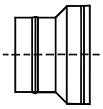

INCREASER

Diameter	80	100	130	150	180	200	250	300
	-	**-**	**-**	**-**	**-**	**-**	**-**	**-**

TEE CAP (Drain optional)

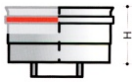

Diameter	80	100	130	150	180	200	250	300
H	**80**	**80**	**80**	**80**	**80**	**80**	**80**	**80**

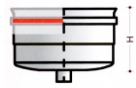

LOCKING BAND

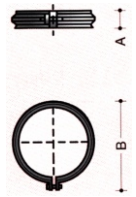

Diameter	80	100	130	150	180	200	250	300
A	**13.5**	**13.5**	**13.5**	**13.5**	**13.5**	**13.5**	**13.5**	**13.5**
B	**105**	**125**	**155**	**175**	**205**	**225**	**275**	**325**

CPS Dimensions

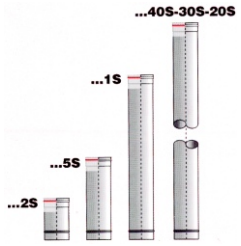

LENGTHS

	Installed lengths for diameters 80-250mm	Installed lengths for diameters 300-510mm
1000mm	**950**	**950**
500mm	**450**	**450**
250mm	**200**	**200**

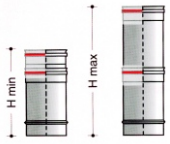

ADJUSTABLE LENGTHS

Minimum Length = 300mm
Maximum Length = 400mm

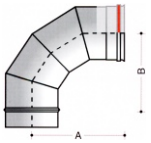

90° ELBOW

Diameter	80	100	130	150	180	200	250	300
A	**140**	**150**	**160**	**170**	**190**	**190**	**200**	**250**
B	**90**	**100**	**110**	**120**	**140**	**140**	**180**	**200**

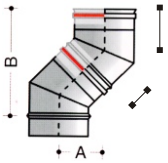

45° ELBOW

Diameter	80	100	130	150	180	200	250	300
A	**90**	**100**	**110**	**120**	**140**	**140**	**140**	**170**
B	**210**	**230**	**260**	**280**	**320**	**320**	**320**	**400**
C	**85**	**100**	**130**	**155**	**150**	**160**	**-**	**-**
D	**50**	**50**	**70**	**100**	**110**	**110**	**-**	**-**

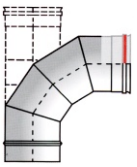

ADJUSTABLE ELBOW (0-90°)

Diameter	80	100	130	150	180	200	250	300
	-	**-**	**-**	**-**	**-**	**-**	**-**	**-**

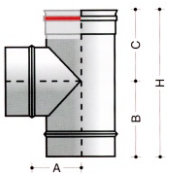

90° TEE

Diameter	80	100	130	150	180	200	250	300
A	**90**	**100**	**115**	**125**	**140**	**150**	**180**	**200**
B	**165**	**165**	**165**	**165**	**250**	**250**	**250**	**250**
C	**165**	**165**	**165**	**165**	**245**	**245**	**245**	**245**
H	**330**	**330**	**330**	**330**	**500**	**500**	**500**	**500**

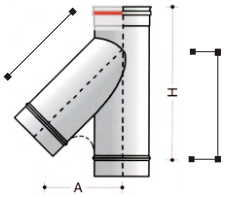

45° TEE

Diameter	80	100	130	150	180	200	250	300
A	**165**	**185**	**200**	**210**	**235**	**265**	**290**	**340**
B	**-**	**280**	**300**	**315**	**330**	**365**	**-**	**-**
C	**-**	**360**	**390**	**420**	**460**	**490**	**-**	**-**
H	**345**	**395**	**430**	**455**	**500**	**525**	**580**	**670**

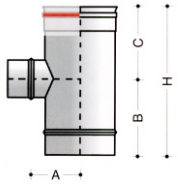

MODULAR TEE (c/w 80mm dia. branch)

Diameter	80	100	130	150	180	200	250	300
A	**100**	**105**	**115**	**125**	**140**	**150**	**180**	**200**
B	**165**	**165**	**165**	**165**	**165**	**165**	**250**	**250**
C	**165**	**165**	**165**	**165**	**165**	**165**	**250**	**250**
H	**330**	**330**	**330**	**330**	**330**	**330**	**500**	**500**

MIDTHERM Flue Systems Limited.