Hepworth
BUILDING PRODUCTS

Terracotta Products



Hepworth Terracotta provides a comprehensive range of products for the construction and ventilation of domestic flue and chimney systems, serving solid fuel or gas appliances. The chimney can be attractively topped off with our wide range of chimney pot or gas terminal designs, which range from the functional to the highly decorative. An extensive range of ridge tiles and finials provide a durable weather barrier matching new or existing roofscapes where aesthetic needs are predominant. To complete the range, our vitrified clay air bricks will give a lifetime of performance, and compliment the surrounding brickwork.

Contents

Flue Liners	1-2	Gas Flues	17-20
Flue Liner Terminals	3-4	Gas Terminals	20-21
Chimney Pots	4-9	Ridge Tiles and Finials	22-28
Ventilation Terminals	10-11	Air Bricks	28
Purpose Made Chimney Pots	12-13	Masonry	29-31
Fireplace	14-16		

Product Selector

Flue Liners

CLASS A1 - Round Straight Flue Liners - To EN 1457:1999



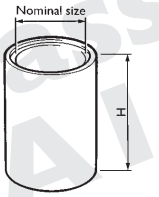

Nominal Size Circular mm	Height H mm				Nominal Cross Sectional Area mm²
	180	300	450	600	
	Code	Code	Code	Code	
125	-	YC10CI	YC11CI	YC12CI	12260
150	-	YC16CI	YC17CI	YC18CI	17660
185	YD10CI	YD11CI	YD12CI	YD13CI	26870
210	YD17CI	YD18CI	YD19CI	YD20CI	34620
225	YE10CI	YE11CI	YE12CI	YE13CI	39740
250	YF10CI	YF11CI	-	-	49060
300	YF15CI	YF16CI	-	-	70650

CLASS A1 - Round Flue Liners Bends- To EN 1457:1999





Nominal Size Circular mm	Degree of curvature			Nominal Cross Sectional Area mm²
	22.5°	30°	37.5°	
	Code	Code	Code	
125	YC13CI	YC14CI	-	12260
150	YC19CI	YC20CI	-	17660
185	YD14CI	YD15CI	YD16CI	26870
210	YD21CI	YD22CI	-	34620
225	YE14CI	YE15CI	YE16CI	39740
250	YF12CI	YF13CI	-	49060
300	YF17CI	YF18CI	YF19CI	70650

CLASS A1 - Square Straight Flue Liners- To EN 1457:1999



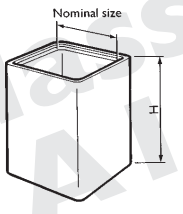

Nominal Size Square mm	Height H mm				Nominal Cross Sectional Area mm²
	180	300	450	600	
	Code	Code	Code	Code	
185 x 185	YG10CI	YG11CI	YG12CI	YG13CI	31600
200 x 200	YH10CI	YH11CI	YH12CI	YH13CI	37400
225 x 225	YH17CI	YH18CI	YH19CI	YH20CI	48000
250 x 250	YJ10CI	YJ11CI	-	-	59900
300 x 300	YJ15CI	YJ16CI	-	-	87400

Flue Liners

CLASS A1 - Square Flue Liner Bends- To EN 1457:1999



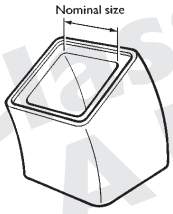

Nominal Size Square mm	Degree of curvature 22.5° Code	30° Code	37.5° Code	Nominal Cross Sectional Area mm²
185 x 185	YG14CI	YG15CI	YG16CI	31600
200 x 200	YH14CI	YH15CI	-	37400
225 x 225	YH21CI	YH22CI	YH23CI	48000
250 x 250	YJ12CI	YJ13CI	-	59900
300 x 300	YJ17CI	YJ18CI	-	87400

Round Straight Flue Liners - BS 1181:1989



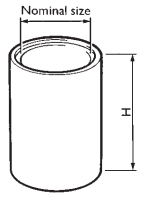

Nominal Size Circular mm	Height H mm 180 Code	300 Code	450 Code	600 Code	Nominal Cross Sectional Area mm²
125	-	YC10	YC11	YC12	12260
150	-	YC16	YC17	YC18	17660
185	YD10	YD11	YD12	YD13	26870
210	YD17	YD18	YD19	YD20	34620
225	YE10	YE11	YE12	YE13	39740
250	YF10	YF11	-	-	49060
300	YF15	YF16	-	-	70650

Round Flue Liners Bends - BS 1181:1989





Nominal Size Circular mm	Degree of curvature 22.5° Code	30° Code	37.5° Code	Nominal Cross Sectional Area mm²
125	YC13	YC14	-	12260
150	YC19	YC20	-	17660
185	YD14	YD15	YD16	26870
210	YD21	YD22	-	34620
225	YE14	YE15	YE16	39740
250	YF12	YF13	-	49060
300	YF17	YF18	YF19	70650

Square Straight Flue Liners - BS 1181:1989



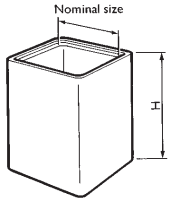

Nominal Size Square mm	Height H mm 180 Code	300 Code	450 Code	600 Code	Nominal Cross Sectional Area mm²
185 x 185	YG10	YG11	YG12	YG13	34220
200 x 200	YH10	YH11	YH12	YH13	40000
225 x 225	YH17	YH18	YH19	YH20	50620
250 x 250	YJ10	YJ11	-	-	62500
300 x 300	YJ15	YJ16	-	-	90000

Square Flue Liner Bends - BS 1181:1989



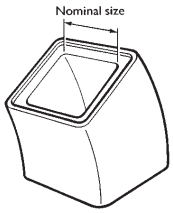

Nominal Size Square mm	Degree of curvature 22.5° Code	30° Code	37.5° Code	Nominal Cross Sectional Area mm²
185 x 185	YG14	YG15	YG16	34220
200 x 200	YH14	YH15	-	40000
225 x 225	YH21	YH22	YH23	50620
250 x 250	YJ12	YJ13	-	62500
300 x 300	YJ17	YJ18	-	90000

Flue Liner Jointing Compound





Code	Size ml	
Y108	300	Suitable for use with solid fuel and Gas Flue Block Systems (Cartridge only, supplied)

Suitable for Clay Flue Liners and Gas Flue Blocks.
Will make approximately 5 joints on 225mm diameter flue liners.

Flue Liner Terminals

Plain Top



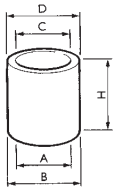

Code	Nominal Size Circular mm	BS 1181 Type A or B	H mm	A mm	B mm	C mm	D mm
YN10	210	A	300	210	268	210	268
YN11	210	A	600	210	268	210	268
YN15	225	A	300	225	275	225	287
YN16	225	A	600	225	275	225	287

Square Beaded



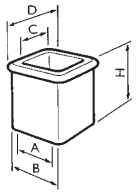

Code	Nominal Size Square mm	BS 1181 Type A or B	H mm	A mm	B mm	C mm	D mm
YN20	185x185	A	300	185x185	250	185x185	250
YN24	225x225	A	300	225x225	295	225x225	295
YN26	300x300	A	450	300x300	365	300x300	410

Double Drop Beaded



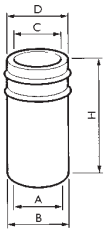

Code	Nominal Size Circular mm	BS 1181 Type A or B	H mm	A mm	B mm	C mm	D mm
YN32	225	A	600	225	280	225	300
YN33	225	A	750	225	280	225	300
YN34	225	A	900	225	280	225	300

Square Based Beaded



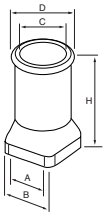

Code	Nominal Size Square mm	BS 1181 Type A or B	H mm	A mm	B mm	C mm	D mm
YN36	185x185	A	300	185x185	240	185	270
YN37	185x185	A	450	185x185	240	185	270
YN38	185x185	A	600	185x185	240	185	270
YN39	185x185	A	750	185x185	240	185	270
YN40	185x185	A	900	185x185	240	185	270
YN41	225x225	A	300	225x225	270	225	300
YN42	225x225	A	450	225x225	270	225	300

Round Tapered Beaded



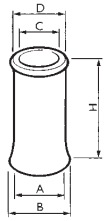

Code	Nominal Size Circular mm	BS 1181 Type A or B	H mm	A mm	B mm	C mm	D mm
YN43	185	A	300	185	210	150	210
YN44	185	A	450	185	210	150	210
YN45	185	A	600	185	210	150	210
YN48	250	A	300	250	295	200	268
YN49	250	A	450	250	295	200	268
YN50	250	A	600	250	295	200	268
YN51	250	A	750	250	295	200	268
YN52	250	A	900	250	295	200	268

Flue Liner Terminals

Straight Round Beaded



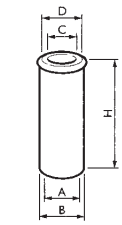

Code	Nominal Size Circular mm	BS 1181 Type A or B	H mm	A mm	B mm	C mm	D mm
YN53	150	A	300	150	190	150	215
YN54	150	A	450	150	190	150	215
YN55	150	A	600	150	190	150	215
YN56	150	A	750	150	190	150	215
YN57	150	A	900	150	190	150	215
YN58	185	A	300	185	230	185	260
YN59	185	A	450	185	230	185	260
YN60	185	A	600	185	230	185	260
YN61	185	A	750	185	230	185	260
YN62	185	A	900	185	230	185	260
YN63	210	A	300	210	250	210	280
YN64	210	A	450	210	250	210	280
YN65	210	A	600	210	250	210	280
YN66	210	A	750	210	250	210	280
YN67	210	A	900	210	250	210	280
YN68	225	A	300	225	280	225	300
YN69	225	A	450	225	280	225	300
YN70	225	A	600	225	280	225	300
YN71	225	A	750	225	280	225	300
YN72	225	A	900	225	280	225	300
YN73	250	A	300	250	300	250	330
YN74	250	A	450	250	300	250	330
YN75	250	A	600	250	300	250	330
YN76	250	A	750	250	300	250	330
YN77	250	A	900	250	300	250	330
YN78	300	A	300	300	360	300	385
YN79	300	A	450	300	360	300	385
YN80	300	A	600	300	360	300	385
YN81	300	A	750	300	360	300	385
YN82	300	A	900	300	360	300	385

Chimney Pots

Decorative Fuel Effect Pot



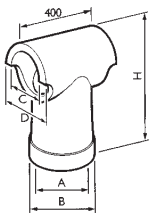

Code	Nominal Size Circular mm	BS 1181 Type A or B	H mm	A mm	B mm	C mm	D mm
YK10	225	B	580	250	295	210	268
YK11	225	B	730	250	295	210	268

Barrel Pot



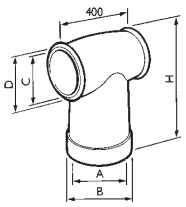

Code	Nominal Size Circular mm	BS 1181 Type A or B	H mm	A mm	B mm	C mm	D mm
YK12	225	B	600	250	287	210	268
YK13	225	B	750	250	287	210	268
YK14	225	B	900	250	287	210	268
YK15	225	B	1050	250	287	210	268

Cannon Head



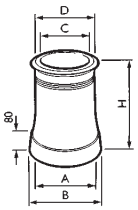

Code	Nominal Size Circular mm	BS 1181 Type A or B	H mm	A mm	B mm	C mm	D mm
YM11	250	B	300	250	285	210	268
YM12	250	B	380	250	285	210	268
YM13	250	B	450	250	285	210	268
YM14	250	B	600	250	285	210	268

Chimney Pots

Roll Top



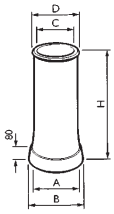

Code	Nominal Size Circular mm	BS 1181 Type A or B	H mm	A mm	B mm	C mm	D mm
YM15	250	B	150	250	285	210	268
YM16	250	B	225	250	285	210	268
YM17	250	B	300	250	285	210	268
YM18	250	B	375	250	285	210	268
YM19	250	B	450	250	285	210	268
YM20	250	B	600	250	285	210	268
YM21	250	B	750	250	285	210	268
YM22	250	B	900	250	285	210	268

Popular



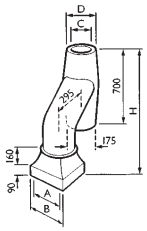

Code	Nominal Size Square mm	BS 1181 Type A or B	H mm	A mm	B mm	C mm	D mm
YP10	225x225	B	1060	260x260	320	150	200

Venetian



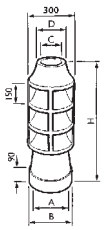

Code	Nominal Size Circular mm	BS 1181 Type A or B	H mm	A mm	B mm	C mm	D mm
YP11	250	B	600	250	285	185	225
YP12	250	B	750	250	285	185	225
YP13	250	B	900	250	285	185	225
YP14	250	B	1050	250	285	185	225

Vort - X



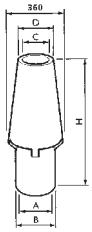

Code	Nominal Size Circular mm	BS 1181 Type A or B	H mm	A mm	B mm	C mm	D mm
YP15	210	B	600	210	250	185	225
YP16	210	B	1000	210	250	185	225
YP17	210	B	1220	210	250	185	225

Louvre Insert



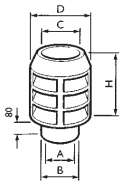

Code	Nominal Size Circular mm	BS 1181 Type A or B	H mm	A mm	B mm	C mm	D mm
YP20	135	-	400	100	135	180	280
YP21	160	-	400	125	160	180	280
YP22	180	-	400	145	180	180	280
YP23	205	-	400	170	205	180	280

Louvre Pot



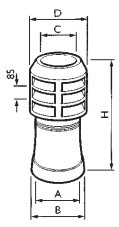

Code	Nominal Size Circular mm	BS 1181 Type A or B	H mm	A mm	B mm	C mm	D mm
YP24	250	B	450	250	285	190	285
YP25	250	B	600	250	285	190	285
YP26	250	B	750	250	285	190	285
YP27	250	B	900	250	285	190	285
YP28	250	B	1050	250	285	190	285
YP29	250	B	1200	250	285	190	285

Chimney Pots

Sheffield Louvre Base



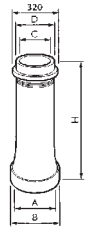

Code	Nominal Size Circular mm	BS 1181 Type A or B	H mm	A mm	B mm	C mm	D mm
YP40	250	B	300	250	285	210	240
YP41	250	B	375	250	285	210	240
YP42	250	B	450	250	285	210	240
YP43	250	B	600	250	285	210	240
YP44	250	B	750	250	285	210	240
YP45	250	B	900	250	285	210	240
YP46	250	B	1050	250	285	210	240
YP47	250	B	1200	250	285	210	240

Louvre Top



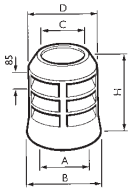

Code	Nominal Size Circular mm	BS 1181 Type A or B	H mm	A mm	B mm	C mm	D mm
YP48	275	-	370	250	300	185	300
YP49	275	-	440	250	300	185	300
YP50	275	-	510	250	300	185	300
YP51	275	-	575	250	300	185	300

H-Pot



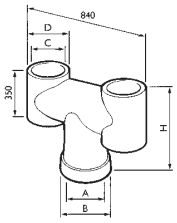

Code	Nominal Size Circular mm	BS 1181 Type A or B	H mm	A mm	B mm	C mm	D mm
YP54	250	B	600	250	285	210	250
YP55	250	B	750	250	285	210	250
YP56	250	B	900	250	285	210	250
YP57	250	B	1050	250	285	210	250
YP58	250	B	600	250	285	210	250

H-Pot Insert



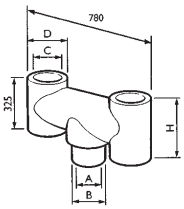

Code	Nominal Size Circular mm	BS 1181 Type A or B	H mm	A mm	B mm	C mm	D mm
YP59	180	-	425	140	180	210	268
YP60	205	-	425	165	205	210	268

Octagon Pot



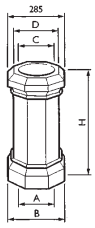

Code	Nominal Size Circular mm	BS 1181 Type A or B	H mm	A mm	B mm	C mm	D mm
YQ10	300	B	450	260	300	175	314
YQ11	300	B	600	260	300	175	314
YQ12	300	B	750	260	300	175	314
YQ13	300	B	900	260	300	175	314
YQ14	300	B	1200	260	300	175	314

Square Based Octagonal



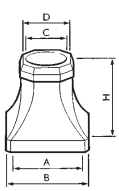

Code	Nominal Size Square mm	BS 1181 Type A or B	H mm	A mm	B mm	C mm	D mm
YQ17	250x250	B	375	280x280	340	200	268
YQ18	250x250	B	450	280x280	340	200	268

Chimney Pots

Square Taper Plain Pot



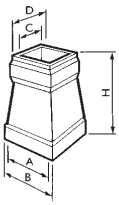

Code	Nominal Size Square mm	BS 1181 Type A or B	H mm	A mm	B mm	C mm	D mm
YQ19	250x250	B	450	250x250	340	200	260
YQ20	250x250	B	600	250x250	340	200	260
YQ21	250x250	B	750	250x250	340	200	260

Square Taper Spiked Pot



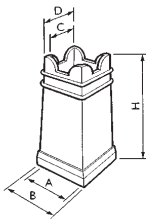

Code	Nominal Size Square mm	BS 1181 Type A or B	H mm	A mm	B mm	C mm	D mm
YQ22	250x250	B	650	250x250	305	200	260
YQ23	250x250	B	750	250x250	305	200	260

Jamieson



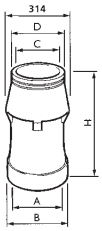

Code	Nominal Size Circular mm	BS 1181 Type A or B	H mm	A mm	B mm	C mm	D mm
YQ24	250	B	600	250	285	210	255
YQ25	250	B	750	250	285	210	255

Wee-Mac



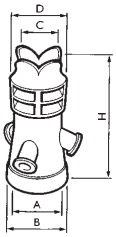

Code	Nominal Size Circular mm	BS 1181 Type A or B	H mm	A mm	B mm	C mm	D mm
YQ26	250	B	750	250	285	185	290
YQ27	250	B	900	250	285	185	290

Broughton



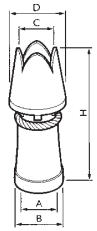

Code	Nominal Size Circular mm	BS 1181 Type A or B	H mm	A mm	B mm	C mm	D mm
YQ28	250	B	750	250	285	200	340
YQ29	250	B	900	250	285	200	340
YQ30	250	B	1200	250	285	200	340

Bishop



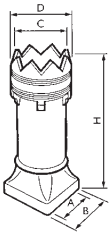

Code	Nominal Size Square mm	BS 1181 Type A or B	H mm	A mm	B mm	C mm	D mm
YQ31	250x250	B	600	270x270	315	280	330
YQ32	250x250	B	750	270x270	315	280	330
YQ33	250x250	B	900	270x270	315	280	330
YQ34	250x250	B	1050	270x270	315	280	330

Product Selector *continued*

Chimney Pots

Rook



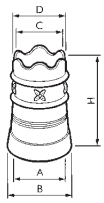

Code	Nominal Size Circular mm	BS 1181 Type A or B	H mm	A mm	B mm	C mm	D mm
YQ35	250	B	500	250	285	210	250

Plain Beehive



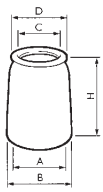

Code	Nominal Size Circular mm	BS 1181 Type A or B	H mm	A mm	B mm	C mm	D mm
YQ40	250	B	300	250	295	210	275
YQ41	250	B	375	250	295	210	275
YQ42	250	B	450	250	295	210	275
YQ43	250	B	600	250	295	210	275
YQ44	250	B	750	250	295	210	275
YQ45	250	B	900	250	295	210	275

Pocket Beehive



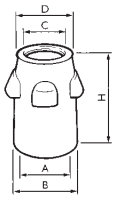

Code	Nominal Size Circular mm	BS 1181 Type A or B	H mm	A mm	B mm	C mm	D mm
YQ46	250	B	300	250	285	210	265
YQ47	250	B	375	250	285	210	265
YQ48	250	B	450	250	285	210	265
YQ49	250	B	600	250	285	210	265
YQ50	250	B	750	250	285	210	265

Three Horned Roll Top



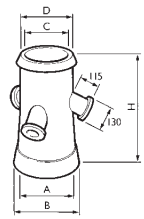

Code	Nominal Size Circular mm	BS 1181 Type A or B	H mm	A mm	B mm	C mm	D mm
YQ54	250	B	450	250	285	210	250
YQ55	250	B	600	250	285	210	250
YQ56	250	B	750	250	285	210	250
YQ57	250	B	900	250	285	210	250

Plain Can



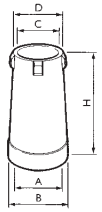

Code	Nominal Size Circular mm	BS 1181 Type A or B	H mm	A mm	B mm	C mm	D mm
YQ58	250	B	450	250	285	210	250
YQ59	250	B	600	250	285	210	250
YQ60	250	B	750	250	285	210	250
YQ61	250	B	900	250	285	210	250

Plain Cap



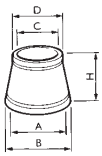

Code	Nominal Size Circular mm	BS 1181 Type A or B	H mm	A mm	B mm	C mm	D mm
YQ62	310	-	265	300	330	210	250

Chimney Pots

Horned Emperor



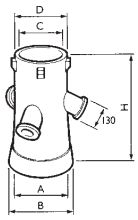

Code	Nominal Size Circular mm	BS 1181 Type A or B	H mm	A mm	B mm	C mm	D mm
YQ63	250	B	450	250	285	210	250
YQ64	250	B	600	250	285	210	250
YQ65	250	B	750	250	285	210	250
YQ66	250	B	900	250	285	210	250
YQ67	250	B	1050	250	285	210	250

Horned Cap



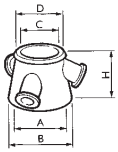

Code	Nominal Size Circular mm	BS 1181 Type A or B	H mm	A mm	B mm	C mm	D mm
YQ68	310	-	265	300	330	210	250

Dublin Pot



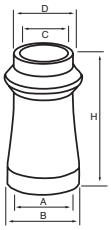

Code	Nominal Size Circular mm	BS 1181 Type A or B	H mm	A mm	B mm	C mm	D mm
YQ70	250	B	600	250	285	205	250

Jubilee Pot



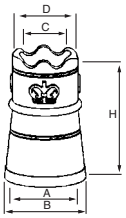

Code	Nominal Size Circular mm	BS 1181 Type A or B	H mm	A mm	B mm	C mm	D mm
YQ71	250	B	500	250	285	210	250

Ventilation Terminals

Fluvent



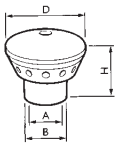

Code	Nominal Size Circular mm	BS 1181 Type A or B	H mm	A mm	B mm	C mm	D mm
YL10	135	-	190	105	135	-	275
YL11	160	-	190	130	160	-	275
YL12	180	-	190	150	180	-	275
YL13	205	-	190	175	205	-	325
YL14	235	-	190	205	235	-	325

Ventilates redundant flues only.

Bonnet Insert



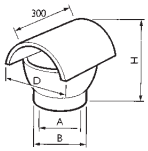

Code	Nominal Size Circular mm	BS 1181 Type A or B	H mm	A mm	B mm	C mm	D mm
YL17	140	-	285	105	140	-	240
YL18	160	-	285	130	160	-	240
YL19	190	-	285	155	190	-	240
YL20	210	-	285	175	210	-	270
YL21	235	-	285	205	235	-	270

Ventilates redundant flues only.

Button Vent



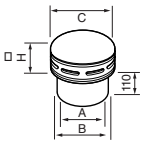

Code	Nominal Size Circular mm	BS 1181 Type A or B	H mm	A mm	B mm	C mm	D mm
YL22		-	240	125	160	230	-
YL23		-	240	145	180	230	-

Ventilates redundant flues only.

Mandarin Top



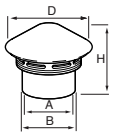

Code	Nominal Size Circular mm	BS 1181 Type A or B	H mm	A mm	B mm	C mm	D mm
YL25		-	290	140	180	-	290

Ventilates redundant flues only.

Cork Vent



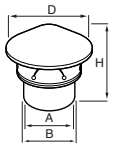

Code	Nominal Size Circular mm	BS 1181 Type A or B	H mm	A mm	B mm	C mm	D mm
YL26		-	290	140	180	-	290

Ventilates redundant flues only.

Crescent Vent



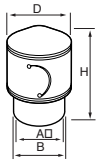

Code	Nominal Size Circular mm	BS 1181 Type A or B	H mm	A mm	B mm	C mm	D mm
YL27		-	330	145	180	-	235

Ventilates redundant flues only.

Ventilation Terminals

Sailor Top



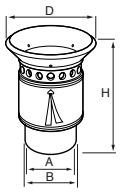

Code	Nominal Size Circular mm	BS 1181 Type A or B	H mm	A mm	B mm	C mm	D mm
YL28		-	400	140	175	-	270

Ventilates redundant flues only.

Flouch Vent



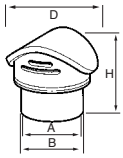

Code	Nominal Size Circular mm	BS 1181 Type A or B	H mm	A mm	B mm	C mm	D mm
YL29		-	280	140	170	-	300
YL30		-	280	130	165	-	300

Ventilates redundant flues only.

Saddle Insert



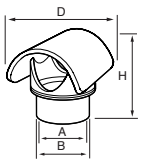

Code	Nominal Size Circular mm	BS 1181 Type A or B	H mm	A mm	B mm	C mm	D mm
YL31		-	315	130	160	-	270
YL32		-	315	145	180	-	270
YL33		-	315	180	205	-	270

Ventilates redundant flues only.

Purpose Made Chimney Pots

Champion



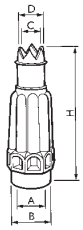

Code	Nominal Size Circular mm	H mm	A mm	B mm	C mm	D mm
YZ10	200	1220	230	285	200	240

Ribbed



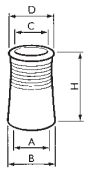

Code	Nominal Size Circular mm	H mm	A mm	B mm	C mm	D mm
YZ11	290	540	250	285	210	265

Square Panelled



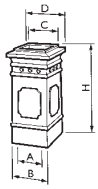

Code	Nominal Size Square mm	H mm	A mm	B mm	C mm	D mm
YZ12	340x340	950	340x340	400x400	300x300	400x400

Ornamental Etched



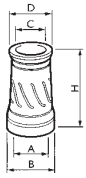

Code	Nominal Size Circular mm	H mm	A mm	B mm	C mm	D mm
YZ13	270	520	270	300	210	280

Crowned Square



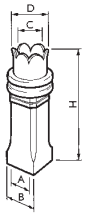

Code	Nominal Size Square mm	H mm	A mm	B mm	C mm	D mm
YZ14	230x230	950	230x230	270x270	270	300

Ornamental Fleur-de-lys Captain



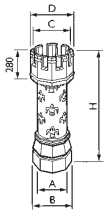

Code	Nominal Size Circular mm	H mm	A mm	B mm	C mm	D mm
YZ15	200	1220	200	350	320	400

Purpose Made Chimney Pots

Ornamental Spiral Captain



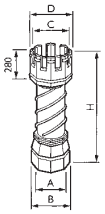

Code	Nominal Size Circular mm	H mm	A mm	B mm	C mm	D mm
YZ16	200	1220	200	300	320	400

Spiral Captain



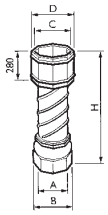

Code	Nominal Size Circular mm	H mm	A mm	B mm	C mm	D mm
YZ17	200	1220	200	300	320	400

Georgian



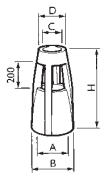

Code	Nominal Size Circular mm	H mm	A mm	B mm	C mm	D mm
YZ18	280	610	280	310	175	210

Should you require a purpose made item, we will be pleased to design and produce to your specifications.

Fireplace

Fireplace Lintel 600



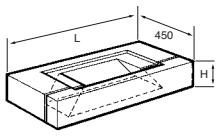

Code	Description	L mm	H mm
Y181	Lintel 600 Front	810	200
Y182	Lintel 600 Back	810	200

Flue Adaptor for Fireplace 600 Round



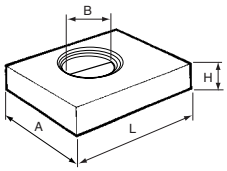

Code	Description	L mm	B mm	H mm	A mm
Y184	Flue Adaptor Round	550	185	140	450
Y186	Flue Adaptor Round	550	210	140	450
Y188	Flue Adaptor Round	550	225	140	450

Flue Adaptor for Fireplace 600 Square



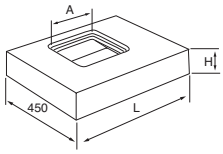

Code	Description	L mm	H mm	A mm
Y183	Flue Adaptor Square	550	140	185x185
Y185	Flue Adaptor Square	550	140	200x200
Y187	Flue Adaptor Square	550	140	225x225

Flue Adaptor for Fireplace 600 Square (Class A1)



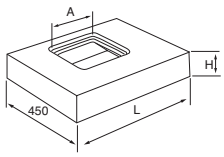

Code	Description	L mm	H mm	A mm
Y183CI	Flue Adaptor Square	550	140	185x185
Y185CI	Flue Adaptor Square	550	140	200x200
Y187CI	Flue Adaptor Square	550	140	225x225

Only to be used in conjunction with Class A1 flue liners.

Fireplace Lintel 1000



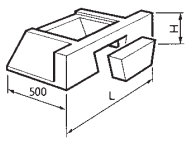

Code	Description	L mm	H mm
Y109	Lintel 1000	1000	225

Corbel Unit



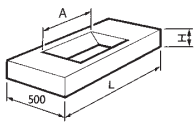

Code	Description	A mm	L mm	H mm
Y110	800 Corbel Unit	800	1200	150
Y111	1000 Corbel Unit	1000	1200	150

Fireplace

Flue Adaptor for Fireplace 1000 Round



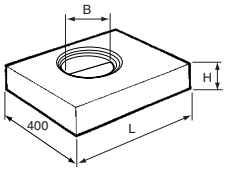

Code	Description	L mm	B mm	H mm
Y115	Flue Adaptor Round	600	250	140
Y116	Flue Adaptor Round	600	300	140

Flue Adaptor for Fireplace 1000 Square



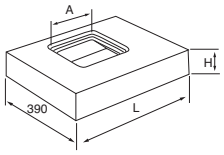

Code	Description	L mm	H mm	A mm
Y121	Flue Adaptor Square	600	140	250x250
Y122	Flue Adaptor Square	600	140	300x300

Flue Adaptor for Fireplace 1000 Square (Class A1)



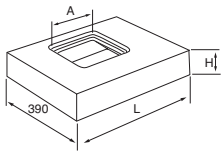

Code	Description	L mm	H mm	A mm
Y121CI	Flue Adaptor Square	600	140	250x250
Y122CI	Flue Adaptor Square	600	140	300x300

Only to be used in conjunction with Class A1 flue liners.

Milner Scored Fireback



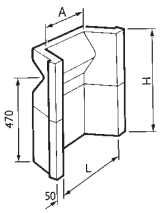

Code	Description	L mm	H mm	A mm
Y124	Milner Scored Fireback	400	560	270
Y125	Milner Scored Fireback	430	560	300

Cut-Out Fireback



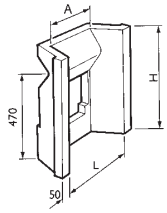

Code	Description	L mm	H mm	A mm
Y126	Cut-Out Fireback	400	560	270
Y127	Cut-Out Fireback	430	560	300

Throat Restrictor



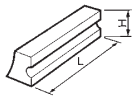

Code	Description	L mm	H mm
Y128	Throat Restrictor	440	125
Y129	Throat Restrictor	490	125

Fireplace

Otty Hood



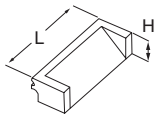

Code	Description	L mm	H mm
Y130	Otty Hood	500	140
Y131	Otty Hood	550	140

Firebricks



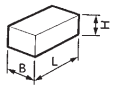

Code	Description	H mm	L mm	B mm
Y132	Firebrick	25	230	114
Y133	Firebrick	38	230	114
Y134	Firebrick	50	230	114
Y135	Firebrick	64	230	114
Y136	Firebrick	76	230	114

Fireclay





Code	Description	Weight
Y137	Fireclay	20kg

Fireclay should not be used for jointing flue liners.

Gas Flues

Standard 355mm wide Block with Nib



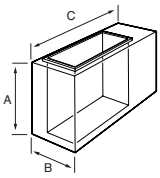

Code	A mm	B mm	C mm
Y205	220	140	355

Coursing 355mm wide Block with Nib



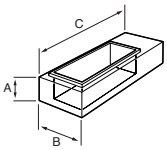

Code	A mm	B mm	C mm
Y206	112	140	355
Y207	72	140	355

Standard 280mm wide Block without Nib



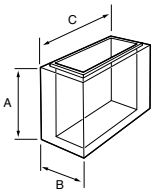

Code	A mm	B mm	C mm
Y208	220	140	280

Coursing 280mm wide Block without Nib



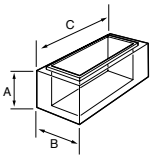

Code	A mm	B mm	C mm
Y209	112	140	280
Y210	72	140	280

120mm Side Offset



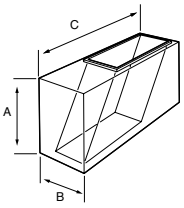

Code	A mm	B mm	C mm
Y211	220	140	400

70mm Back Offset



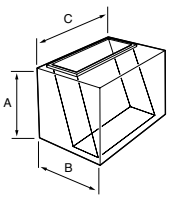

Code	A mm	B mm	C mm
Y212	230	210	280

Gas Flues

Vertical Exit Block



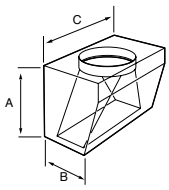

Code	A mm	B mm	C mm
Y213	230	140	280

Angled Exit Block



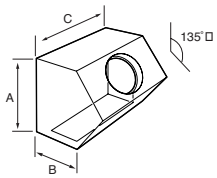

Code	A mm	B mm	C mm
Y214	230	140	280

Reverse Rebate Block



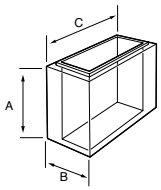

Code	A mm	B mm	C mm
Y215	220	140	280

Corbel Block



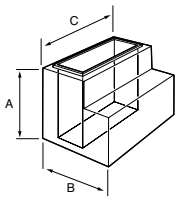

Code	A mm	B mm	C mm
Y216	220	220	280

Lintel Block



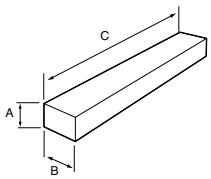

Code	A mm	B mm	C mm
Y217	65	100	560

Damp Proofing Mat



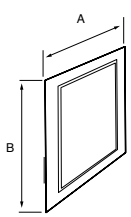

Code	A mm	B mm
Y218	900	1100

Effective area 900x575mm.

Gas Flues

Straight Twin Wall Pipe



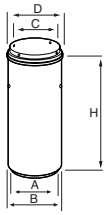

Code	Nominal Size Circular mm		H mm	A mm	B mm	C mm	D mm
Y220	ø125 ID / 150 OD		450	123	150	125	155
Y221	ø125 ID / 150 OD		900	123	150	125	155
Y222	ø125 ID / 150 OD		1500	123	150	125	155
Y223	ø125 ID / 150 OD	Adjustable	50-480	123	150	125	155

Adjustable Bend



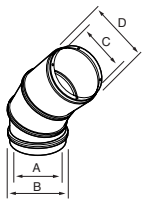

Code	Nominal Size Circular mm	Angle°	H mm	A mm	B mm	C mm	D mm
Y224	ø125 ID / 150 OD	0-45°		123	150	125	155

Connector



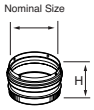

Code	Nominal Size Circular mm	H mm
Y225	125	90

Gas Ridge Tile Adaptor



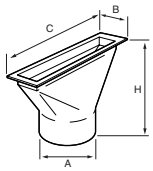

Code	Nominal Size Circular mm	H mm	A mm	B mm	C mm
Y226		237	225	79	360

Recess Unit



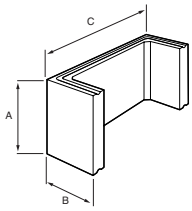

Code	A mm	B mm	C mm
Y227	215	275	490

Deep Recess Cover Block



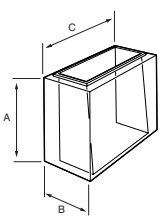

Code	A mm	B mm	C mm
Y228	215	275	490

Gas Flues

Flue Liner Jointing Compound





Code	Size ml	
Y108	300	Suitable for use with solid fuel and Gas Flue Block Systems (Cartridge only, supplied)

Suitable for Clay Flue Liners and Gas Flue Blocks.
Will make approximately 5 joints on 225mm diameter flue liners.

Deep Block Recess

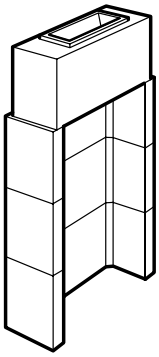

Internal recess opening suitable for many inset live fuel effect gas fires, but must be approved for this type of application and be installed to BS 5871: Part 2

Installed height 900mm
(3 x Y227 + 1 x Y228)

Gas Terminals

Stell 125 Gas Terminal (square insert)



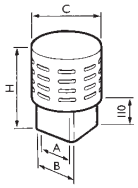

Code	Nominal Size Square mm	H mm	A mm	B mm	C mm	Free Air Space mm²
YK16	170x170	345	140x140	170x170	250	25000

Crowned Stell 125 Gas Terminal (square insert)



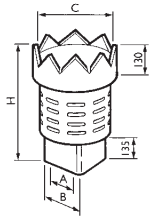

Code	Nominal Size Square mm	H mm	A mm	B mm	C mm	Free Air Space mm²
YK17	170x170	460	125x125	170x170	250	25000

Stell 125 Gas Terminal (round insert)



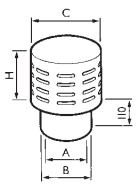

Code	Nominal Size Circular mm	H mm	A mm	B mm	C mm	Free Air Space mm²
YK18	160	345	130	160	230	25000
YK19	180	380	150	180	230	25000

Gas Terminals

Crowned Stell 125 Gas Terminal (round insert)



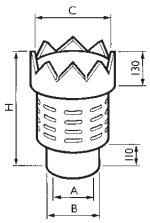

Code	Nominal Size Circular mm	H mm	A mm	B mm	C mm	Free Air Space mm²
YK20	160	475	140	160	220	25000
YK21	180	475	145	180	220	25000

Stell 150 Gas Terminal (round insert)



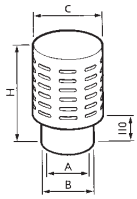

Code	Nominal Size Circular mm	H mm	A mm	B mm	C mm	Free Air Space mm²
YK22	180	470	155	180	250	35700
YK23	205	470	170	205	250	35700

Stell 125 Terminal Top



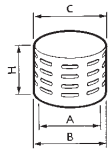

Code	Nominal Size Circular mm	H mm	A mm	B mm	C mm	Free Air Space mm²
YK24	275	220	250	295	295	25000

Stell 125 Terminal Base



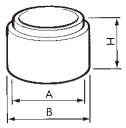

Code	Nominal Size Circular mm	H mm	A mm	B mm
YK25	275	170	250	295

Gas Ridge Terminal



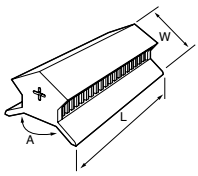

Code	Nominal Angle Degree	H mm	L mm	W mm	Free Air Space mm²
YK26	105°	200	450	150	13050
YK27	115°	200	450	150	13050
YK28	125°	200	450	150	13050

Ridge Tiles & Finials

Plain Angle



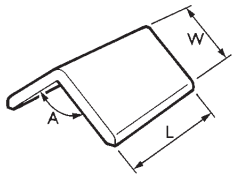

Code	Nominal Angle° A	L mm	W mm
YR10	75	300	150
YR11	90	300	150
YR12	105	300	150
YR13	115	300	150
YR14	125	300	150
YR15	135	300	150
YR16	75	450	150
YR17	90	450	150
YR18	105	450	150
YR19	115	450	150
YR20	125	450	150
YR21	135	450	150

Plain Angle Hip



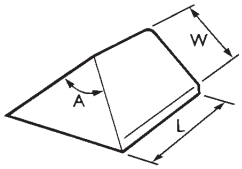

Code	Nominal Angle° A	L mm	W mm
YR22	75	300	150
YR23	90	300	150
YR24	105	300	150
YR25	115	300	150
YR26	125	300	150
YR27	135	300	150
YR28	75	450	150
YR29	90	450	150
YR30	105	450	150
YR31	115	450	150
YR32	125	450	150
YR33	135	450	150

Plain Angle Gable



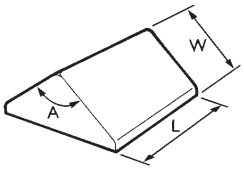

Code	Nominal Angle° A	L mm	W mm
YR34	75	300	150
YR35	90	300	150
YR36	105	300	150
YR37	115	300	150
YR38	125	300	150
YR39	135	300	150
YR40	75	450	150
YR41	90	450	150
YR42	105	450	150
YR43	115	450	150
YR44	125	450	150
YR45	135	450	150

Capped Angle



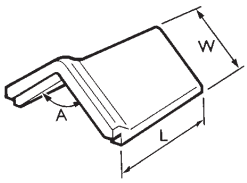

Code	Nominal Angle° A	L mm	W mm
YR47	90	300	150
YR48	105	300	150
YR49	115	300	150
YR50	125	300	150
YR52	75	450	150
YR53	90	450	150
YR54	105	450	150
YR55	115	450	150
YR56	125	450	150
YR57	135	450	150

Plain Half Round



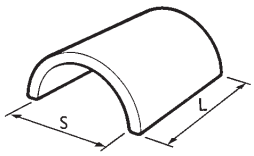

Code	Nominal Span S mm	L mm
YS12	225	300
YS13	225	450

'W' measured from inside face to 1st edge

Ridge Tiles & Finials

Capped Half Round



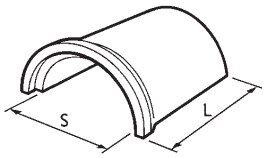

Code	Nominal Span S mm	L mm	W mm
YS16	225	300	275
YS17	225	450	275

Roll Top Ridge



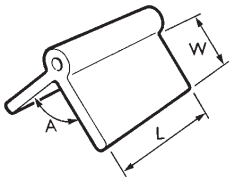

Code	Nominal Angle° A	L mm	W mm
YT11	90	300	150
YT12	105	300	150
YT13	115	300	150
YT14	125	300	150
YT16	75	450	150
YT17	90	450	150
YT18	105	450	150
YT19	115	450	150
YT20	125	450	150
YT21	135	450	150

Slotted Roll Top



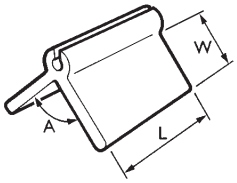

Code	Nominal Angle° A	L mm	W mm
YT23	90	300	150
YT24	105	300	150
YT25	115	300	150
YT26	125	300	150
YT28	75	450	150
YT29	90	450	150
YT30	105	450	150
YT31	115	450	150
YT32	125	450	150
YT33	135	450	150

Ridge Tile Inserts



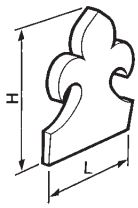

Code	Description	L mm	H mm
YT35	Fleur-de-lys - Single	150	220
YT36	Fleur-de-lys - Double	240	220
YT37	Spade	150	180
YT38	Coxcomb	230	110
YT39	One Hole	200	150

One Third Round



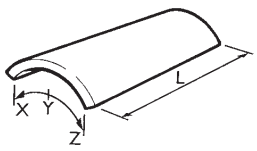

Code	Chord Y - Z mm	L mm
YW10	150	300
YW11	150	450

Hogs Back



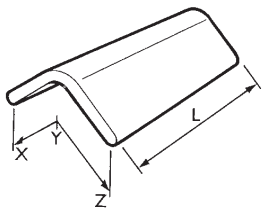

Code	X - Y - Z mm	L mm	W mm
YW12	315	300	255
YW13	315	450	255

'W' measured from inside face to 1st edge

Ridge Tiles & Finials

Plain Crested Ridge



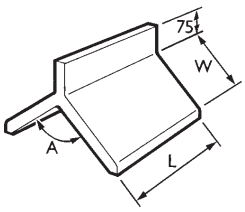

Code	Nominal Angle° A	L mm	W mm
YU10	75	300	150
YU11	90	300	150
YU12	105	300	150
YU13	115	300	150
YU14	125	300	150

Two Hole Crested Ridge



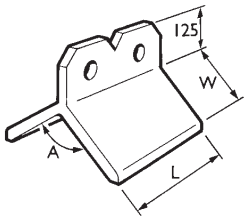

Code	Nominal Angle° A	L mm	W mm
YU16	75	300	150
YU17	90	300	150
YU18	105	300	150
YU19	115	300	150
YU20	125	300	150

Club Crested Ridge



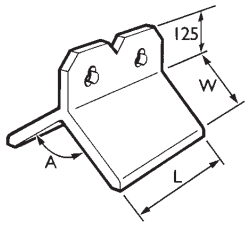

Code	Nominal Angle° A	L mm	W mm
YU22	75	300	150
YU23	90	300	150
YU24	105	300	150
YU25	115	300	150
YU26	125	300	150

Coxcomb Crested Ridge



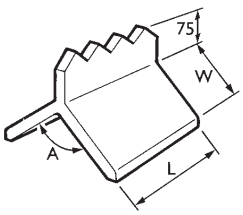

Code	Nominal Angle° A	L mm	W mm
YU28	75	300	150
YU29	90	300	150
YU30	105	300	150
YU31	115	300	150
YU32	125	300	150

Plain Angle Ventilating



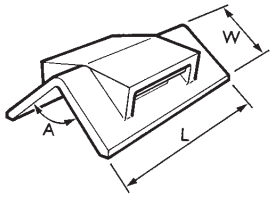

Code	Nominal Angle° A	L mm	W mm
YV10	75	450	150
YV11	90	450	150
YV12	105	450	150
YV13	115	450	150
YV14	125	450	150

Capped Angle Ventilating



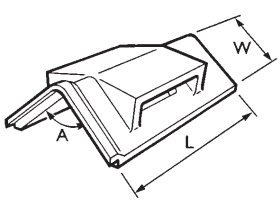

Code	Nominal Angle° A	L mm	W mm
YV16	75	450	150
YV17	90	450	150
YV18	105	450	150
YV19	115	450	150
YV20	125	450	150

'W' measured from inside face to 1st edge

Ridge Tiles & Finials

Plain Half Round Ventilating



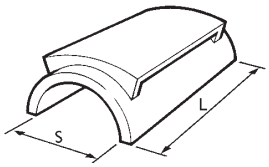

Code	Nominal Span S mm	L mm	W mm
YV22	225	450	-

Angled Roll Top Ventilating



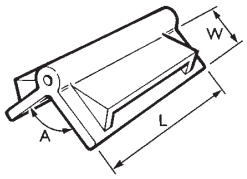

Code	Nominal Angle° A	L mm	W mm
YV23	75	450	150
YV24	90	450	150
YV25	105	450	150
YV27	125	450	150

Slotted Roll Top Ventilating



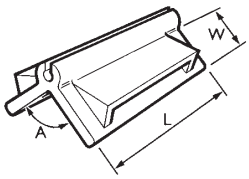

Code	Nominal Angle° A	L mm	W mm
YV29	75	450	150
YV30	90	450	150
YV31	105	450	150
YV32	115	450	150
YV33	125	450	150

Angled Scroll Finial Gable



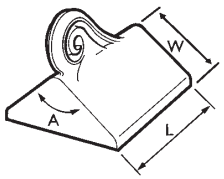

Code	Nominal Angle° A	L mm	W mm
YW31	75	300	150
YW32	90	300	150
YW33	105	300	150
YW34	115	300	150
YW35	125	300	150
YW36	135	300	150

Angled Scroll Finial Hip



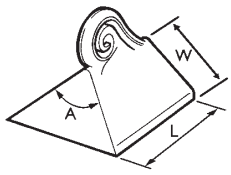

Code	Nominal Angle° A	L mm	W mm
YW37	75	300	150
YW38	90	300	150
YW39	105	300	150
YW40	115	300	150
YW41	125	300	150
YW42	135	300	150

Plain Angle Gable Finial Base



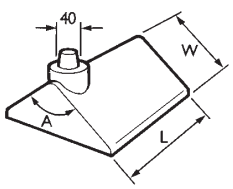

Code	Nominal Angle° A	L mm	W mm
YW14	75	300	150
YW15	90	300	150
YW16	105	300	150
YW17	115	300	150
YW18	125	300	150
YW19	135	300	150

Ridge Tiles & Finials

Plain Angle Hip Finial Base



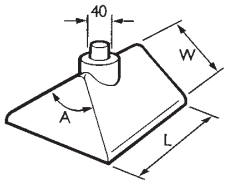

Code	Nominal Angle° A	L mm	W mm
YW20	75	300	150
YW21	90	300	150
YW22	105	300	150
YW23	115	300	150
YW24	125	300	150
YW25	135	300	150

Plain Half Round Gable Finial Base



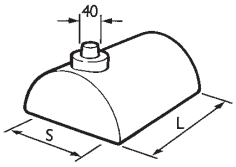

Code	Nominal Span S mm	L mm	W mm
YW26	225	300	-

Plain Half Round Hip Finial Base



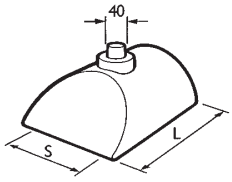

Code	Nominal Span S mm	L mm	W mm
YW27	225	300	-

Extension Piece



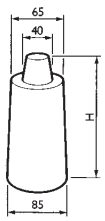

Code	Description	H mm
YW28	Extension Piece	175

Ball Top



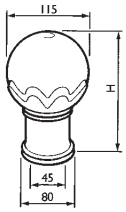

Code	Description	H mm
YW29	Ball Top	220

Fleur-de-lys Top



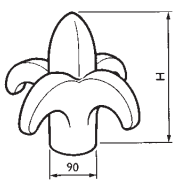

Code	Description	H mm
YW30	Fleur-de-lys Top	270

Ridge Tiles & Finials

Fleur-de-lys Gable Finial



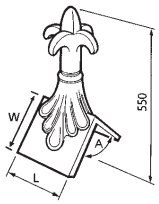

Code	Nominal Angle° A	L mm	W mm
YW50	75	240	150
YW51	90	240	150
YW52	105	240	150
YW53	115	240	150
YW54	125	240	150

Fleur-de-lys Hip Finial



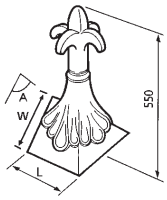

Code	Nominal Angle° A	L mm	W mm
YW56	75	240	150
YW57	90	240	150
YW58	105	240	150
YW59	115	240	150
YW60	125	240	150

Ball Top Gable Finial



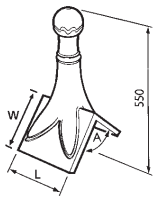

Code	Nominal Angle° A	L mm	W mm
YW62	75	240	150
YW63	90	240	150
YW64	105	240	150
YW65	115	240	150
YW66	125	240	150

Ball Top Hip Finial



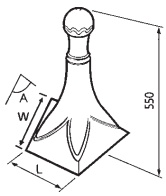

Code	Nominal Angle° A	L mm	W mm
YW68	75	240	150
YW69	90	240	150
YW70	105	240	150
YW71	115	240	150
YW72	125	240	150

Plain Ball Round



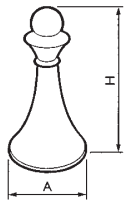

Code	Nominal Size Circular mm	H mm	A mm
YZ54	280	520	280

Pyramid



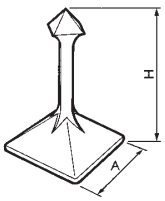

Code	Nominal Size Square mm	H mm	A mm
YZ53	310x310	570	310x310

Ridge Tiles & Finials

Ornamental Ball Apex



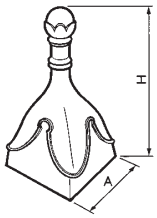

Code	Nominal Size Square mm	H mm	A mm
YZ55	260x260	520	260x260

Air Bricks

Rectangular Hole



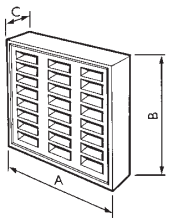

Code	A mm	B mm	C mm	Free Air Space mm²
YA10	215	65	50	2176
YA11	215	140	50	6144
YA12	215	215	50	9216

Square Hole



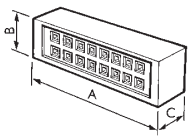

Code	A mm	B mm	C mm	Free Air Space mm²
YA13	215	65	50	1300
YA14	215	140	50	2890
YA15	215	215	50	4624

Louvred Hole



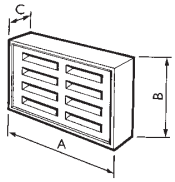

Code	A mm	B mm	C mm	Free Air Space mm²
YA16	215	65	50	1290
YA17	215	140	50	2580
YA18	215	215	50	3650

Cavity Liner



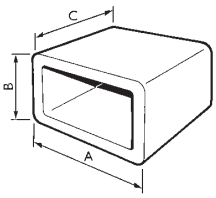

Code	A mm	B mm	C mm
YB10	215	65	150
YB11	215	65	200
YB12	215	140	150
YB13	215	140	200
YB14	215	215	150
YB15	215	215	200

Masonry

Plain Coping



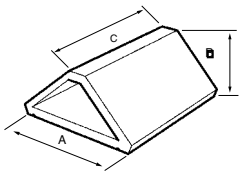

Code	A mm	B mm	C mm
YB20R	300	150	320

Hip Stop End



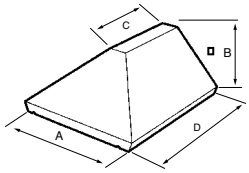

Code	A mm	B mm	C mm	D mm
YB21R	300	150	170	300

Return



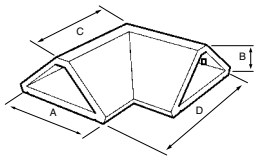

Code	A mm	B mm	C mm	D mm
YB22R	300	150	220	370

T-Piece



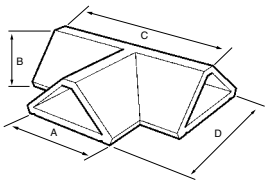

Code	A mm	B mm	C mm	D mm
YB23R	300	150	450	370

Sill Brick



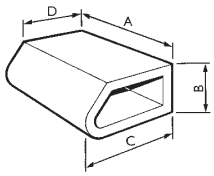

Code	Description	A mm	B mm	C mm	D mm	Colour and Texture
YB16	Sill Brick	220	80	150	110	Smooth Red

Plain Flat Quarry Tile



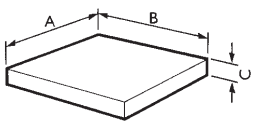

Code	A mm	B mm	C mm
Y150	150	150	12.5
Y164	194	194	25

Masonry

Single Round Edge Quarry Tile



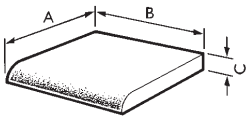

Code	A mm	B mm	C mm
Y152	150	150	12.5
Y166	194	194	25

Double Round Edge Quarry Tile



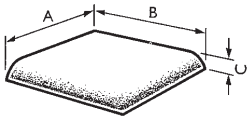

Code	A mm	B mm	C mm
Y154	150	150	12.5
Y168	194	194	25

Cove Base Round Top Quarry Tile



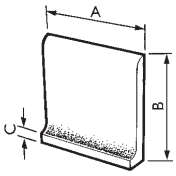

Code	A mm	B mm	C mm
Y156	150	150	12.5

Internal Angle



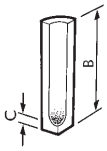

Code	B mm	C mm
Y158	150	12.5

External Angle



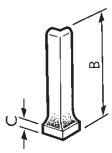

Code	B mm	C mm
Y160	150	12.5

Quarry Fix





Code	Description	Size
Y172	Quarry Fix	20 kg

Masonry

Quarry Grout





Code	Description	Size
Y174	Grey Grout	20 kg

Ornamental Plaque





Code	A mm	B mm	C mm
YZ56	400	280	50

Ornamental Brick



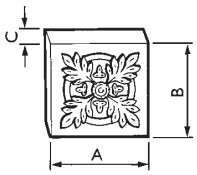

Code	A mm	B mm	C mm
YZ57	280	280	90

Advisory Services

Technical Advisory Service

This service covers all aspects of Hepworth products from design through to maintenance.

- Hydraulic and structural design
- Quantity take offs and material scheduling

For any advice or assistance on these matters contact the Technical Advisory Service on:

Tel: 0870 443 5551

Fax: 0870 443 5552

Email For Customer Service

customerservices@hepworth.co.uk

Literature

For details of other products in the Hepworth range, please telephone the Literature Service Hotline on:

Tel: 0870 443 6000

Fax: 0870 443 8000

Availability

The Hepworth range is available through a nationwide network of builders merchants or direct from Hepworth. For further details please telephone our order enquiry hotlines on:

Tel: 0870 443 6000

Fax: 0870 443 8000

Hepworth
BUILDING PRODUCTS

HAZLEHEAD CROW EDGE SHEFFIELD S36 4HG
TELEPHONE 01226 763561 FACSIMILE 01226 764827

Our policy is one of constant development. Whilst this publication is accurate at the date of printing, specification/approvals may be changed in the interest of continued improvements.
© Hepworth Building Products

e-mail: terracotta@hepworth.co.uk
web site: www.hepworthterracotta.co.uk

TCB/02/06/2229